

planning *grid*

kaboodle.com.au

 **kaboodle**[®]
KITCHEN



B-00036



Available at
BUNNINGS
warehouse

designing your new kitchen is easy
as with our sticker and grid system.



plan

your DIY project



select

what you need



create

and put it together



enjoy

your dream kitchen

planning and designing your new kitchen

is easy with our sticker and grid system

start by:

Measuring and marking your room dimensions including any new or existing doors and windows, service points for appliances or taps and any other important fixtures.

Choosing your cabinets from the sticker page. Remember that accurate cabinet dimensions can be found in the kaboodle catalogue.

Using this grid as a guide to the layout of your kitchen, make sure you calculate accurate measurements including cabinets, end panels and any clearances needed for appliances.

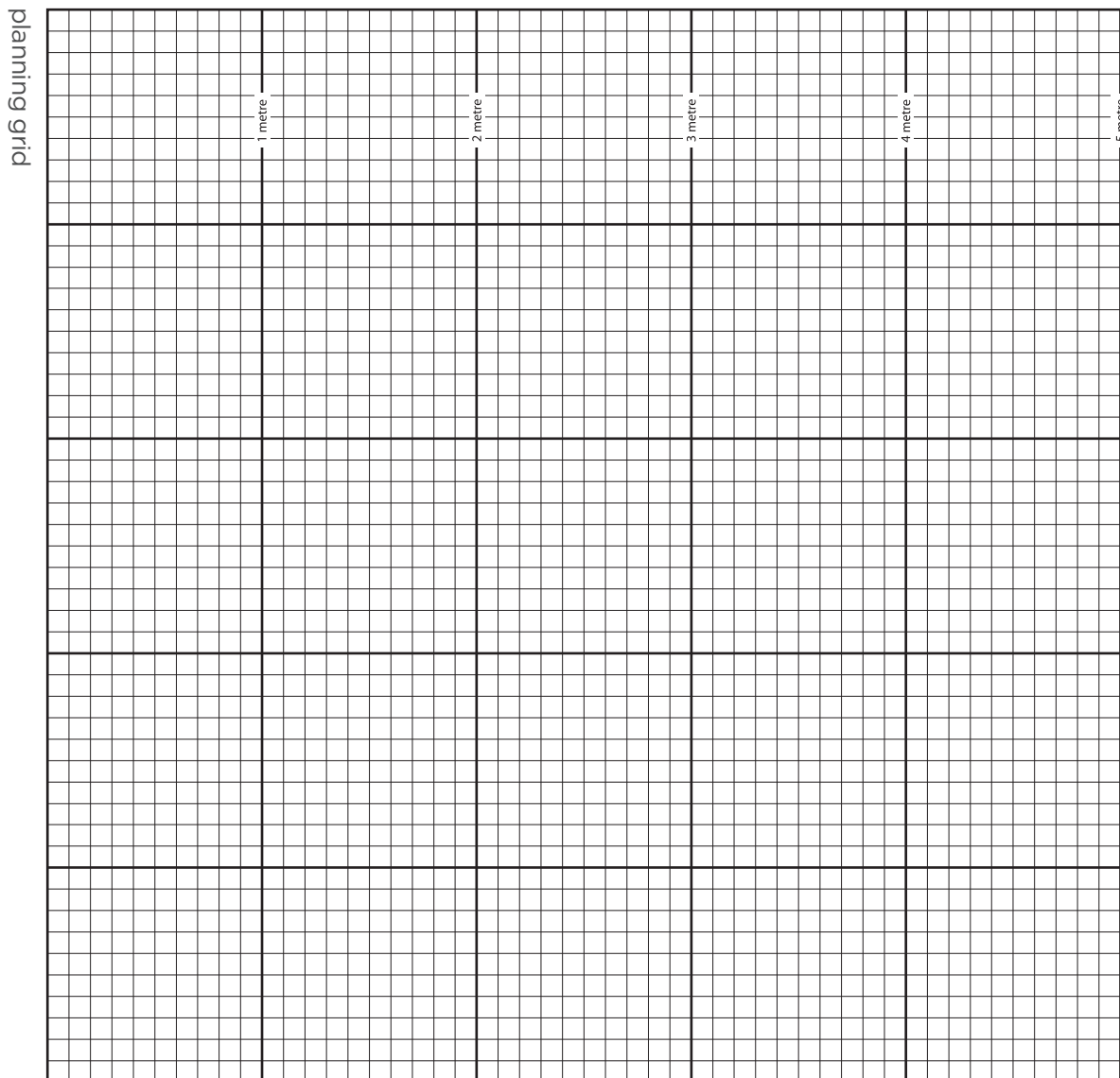
For more information on planning your kitchen, visit kaboodle.com.au

Don't forget your end panels!

End panels are the easiest component to forget when designing a kitchen. If these are forgotten, they will be difficult to include later.

Use end panels for:

- The end of cabinet runs to cover exposed cabinets and on each side of pantry and slimline cabinets.
- In between your oven (in-built or free standing) and neighbouring cabinets as well as in between your rangehood (in-built or canopy) and neighbouring cabinets.
- Creating cavities for dishwashers etc, or to create fillers if a cabinet does not fit into the final space once you have finished your design.



Important: please use this planning grid and stickers as a guide only to help you plan the layout of your new kitchen. Cabinet dimensions can be found in your Kaboodle catalogue and these measurements take precedence over indicated sticker sizes.

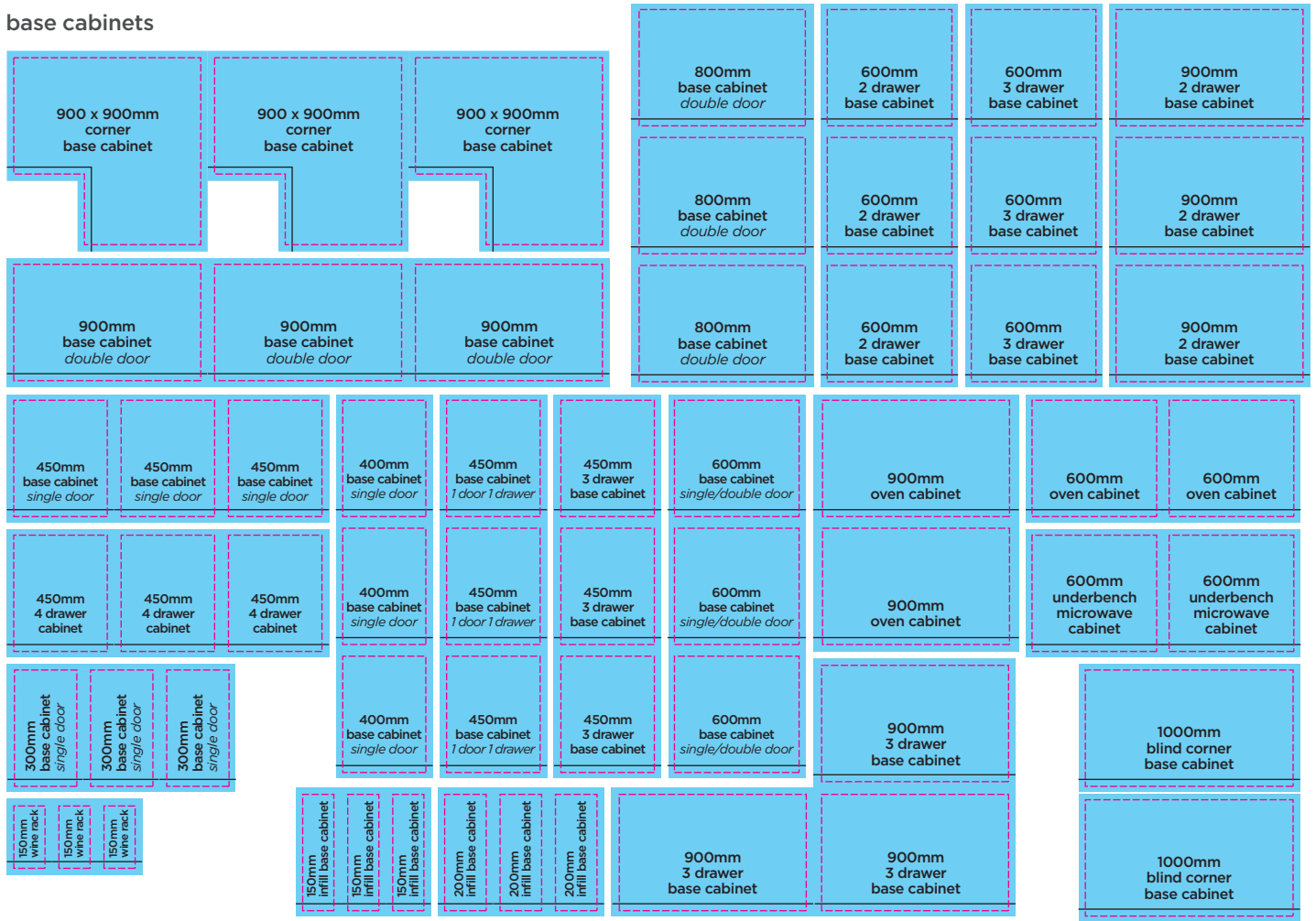
Appliances: consult your appliance manufacturer's specifications to ensure adequate ventilation is allowed between cabinets and appliances prior to beginning your layout as these may vary and can influence your design.

NOTE: one small square represents 100mm

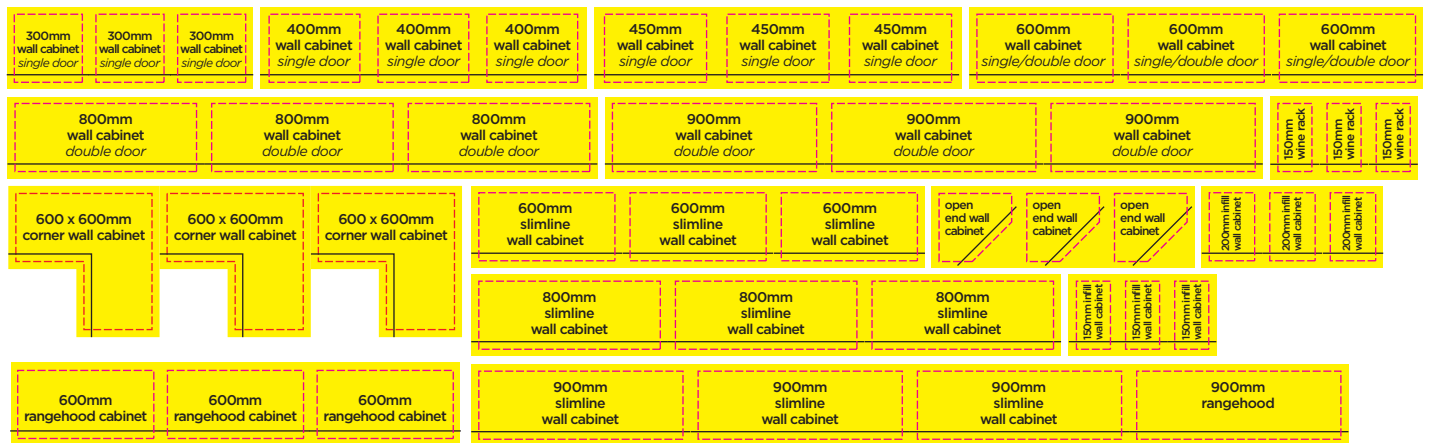
kitchen cabinet stickers

The black line indicates the front of the cabinets.

base cabinets



wall cabinets



pantry and tall units

